

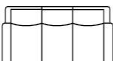













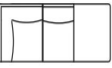









Image	Code Ending	Configuration	Seats	A Ancona Fabric
	<b>++</b>	SQUARE CORNER	<b>2</b>	
	<i>CM</i> w x d x h	<b>116x116x75-97</b>		
	<b>1</b>	ARMCHAIR	<b>1</b>	
	<i>CM</i> w x d x h	<b>116x105x75-97</b>		
	<b>3</b>	3 SEATER	<b>3</b>	
	<i>CM</i> w x d x h	<b>236x105x75-97</b>		
	<b>4</b>	2.5 SEATER	<b>3</b>	
	<i>CM</i> w x d x h	<b>220x105x75-97</b>		
	<b>4EB</b>	** 2.5 SEATER WITH 2 BATT-ELEC RECLINERS	<b>3</b>	
	<i>CM</i> w x d x h	<b>220x105-152x75-97</b>		
	<b>4ER</b>	** 2.5S WITH 2 ELE MOTIONS	<b>3</b>	
	<i>CM</i> w x d x h	<b>220x105-152x75-97</b>		
	<b>4GE</b>	** 2.5SEATER LAF-RC-ELEC ONE ARM	<b>3</b>	
	<i>CM</i> w x d x h	<b>192x105-152x75-97</b>		
	<b>4HE</b>	** 2.5SEATER RAF-RC-ELEC ONE ARM	<b>3</b>	
	<i>CM</i> w x d x h	<b>192x105-152x75-97</b>		
	<b>CE</b>	** 3 SEATER WITH 2 ELECTRIC RECLINERS	<b>3</b>	
	<i>CM</i> w x d x h	<b>236x105-152x75-97</b>		
	<b>CEB</b>	** 3 SEATER WITH 2 BATT-ELEC RECLINERS	<b>3</b>	
	<i>CM</i> w x d x h	<b>236x105-152x75-97</b>		
	<b>D</b>	OTTOMAN	<b>1</b>	
	<i>CM</i> w x d x h	<b>83x56x42</b>		
	<b>EB</b>	** BATTERY-ELECTRIC RECLINER CHAIR	<b>1</b>	
	<i>CM</i> w x d x h	<b>116x105-152x75-97</b>		

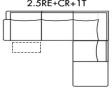
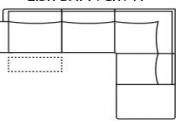
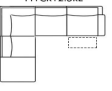
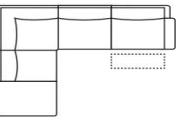

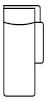


Please Note: Dimensions quoted on this document are approximate and may vary slightly from the actual product  
All diagrams on the sheet are only provided as an approximate representation of the footprint of the lounge and are in no way intended to represent the actual shape of the lounge.

\*\* Electric recliners require 240v mains power

Image	Code Ending	Configuration	Seats	A Ancona Fabric
 <p>1.5NA-ELEC-RC</p>	<b>EE</b>	** 1.5 ARMLESS ELECTRIC MOTION	2	
	<i>CM</i> w x d x h	<b>82x105-152x75-97</b>		
 <p>1.5NA</p>	<b>EH</b>	1.5 SEAT ARMLESS CHAIR	2	
	<i>CM</i> w x d x h	<b>82x105x75-97</b>		
 <p>ELECTRIC-RC</p>	<b>ER</b>	** ELECTRIC RECLINER CHAIR	1	
	<i>CM</i> w x d x h	<b>116x105-152x75-97</b>		
 <p>1.5NA-BATT-RC</p>	<b>ET</b>	** 1.5 ARMLESS BATT-ELEC MOTION	2	
	<i>CM</i> w x d x h	<b>82x105-152x75-97</b>		
 <p>RIGHT TERMINAL CORNER</p>	<b>N</b>	RIGHT TERMINAL CORNER	3	
	<i>CM</i> w x d x h	<b>237x116x75-97</b>		
 <p>LEFT TERMINAL CORNER</p>	<b>NA</b>	LEFT TERMINAL CORNER	3	
	<i>CM</i> w x d x h	<b>237x116x75-97</b>		
 <p>1.5LAFRC-BAT-ELE</p>	<b>QBB</b>	** 1.5 LAF RC ELE-BATTERY	2	
	<i>CM</i> w x d x h	<b>110x105-152x75-97</b>		
 <p>1.5RAFRC-BAT-ELE</p>	<b>QBP</b>	** 1.5 RAF RC ELE-BATTERY	2	
	<i>CM</i> w x d x h	<b>110x105-152x75-97</b>		
 <p>1.5LAF</p>	<b>QO</b>	1.5 SEATER LAF	2	
	<i>CM</i> w x d x h	<b>110x105x75-97</b>		
 <p>1.5LAFRC-ELE</p>	<b>QOP</b>	** 1.5LAF RC ELE	2	
	<i>CM</i> w x d x h	<b>110x105-152x75-97</b>		
 <p>1.5RAF</p>	<b>QP</b>	1.5 SEATER RAF	2	
	<i>CM</i> w x d x h	<b>110x105x75-97</b>		
 <p>1.5RAFRC-ELE</p>	<b>QPP</b>	** 1.5RAF RC ELE	2	
	<i>CM</i> w x d x h	<b>110x105-152x75-97</b>		

Please Note: Dimensions quoted on this document are approximate and may vary slightly from the actual product  
All diagrams on the sheet are only provided as an approximate representation of the footprint of the lounge and are in no way intended to represent the actual shape of the lounge.

\*\* Electric recliners require 240v mains power

Image	Code Ending	Configuration	Seats	A Ancona Fabric
 <p>2.5RE+CR+1T</p>	<b>TM</b>	** 2.5SLAF-ELE-RC + CORNER + 1 TERMINAL	6	
	<i>CM</i> w x d x h	<b>308x237x75-97</b>		
 <p>2.5R-BATT+CR+1T</p>	<b>TMB</b>	** 2.5SLAF-BAT-RC + CORNER + 1 TERMINAL	6	
	<i>CM</i> w x d x h	<b>308x237x75-97</b>		
 <p>1T+CR+2.5RE</p>	<b>TS</b>	** 1 TERMINAL + CORNER + 2.5SRAF-ELE-RC	6	
	<i>CM</i> w x d x h	<b>308x237x75-97</b>		
 <p>1T+CR+2.5R-BATT</p>	<b>TSB</b>	** 1 TERMINAL + CORNER + 2.5SRAF-BAT-RC	6	
	<i>CM</i> w x d x h	<b>308x237x75-97</b>		
 <p>CHLAF</p>	<b>W</b>	CHAISE LAF	2	
	<i>CM</i> w x d x h	<b>110x175x75-97</b>		
 <p>CHRAF</p>	<b>WA</b>	CHAISE RAF	2	
	<i>CM</i> w x d x h	<b>110x175x75-97</b>		
 <p>2.5LAF</p>	<b>XAA</b>	2.5SLAF	3	
	<i>CM</i> w x d x h	<b>192x105x75-97</b>		
 <p>2.5RAF</p>	<b>XBB</b>	2.5SRAF	3	
	<i>CM</i> w x d x h	<b>192x105x75-97</b>		

Please Note: Dimensions quoted on this document are approximate and may vary slightly from the actual product  
All diagrams on the sheet are only provided as an approximate representation of the footprint of the lounge and are in no way intended to represent the actual shape of the lounge.

\*\* Electric recliners require 240v mains power

**Model Name: ZAKIA**

**Construction**

**Additional Comments**

COVER TYPE: FABRIC  
COVER DESCRIPTION & OPTIONS: CAT A - Ancona Fabric  
SEAT: No-sag Spring  
BACK REST: Rubber Webbing  
SEAT CUSHION: High Density Foam (D/38S + D/29)  
BACK REST CUSHION: D/22 High density foam  
FRAME: Hardwood

**FEATURES**  
Adjustable headrests and an open-based recliner mechanism.

**THIS RECLINER RANGE HAS A CHILD SAFETY LOCK FEATURE - tiny circular button in the middle of recliner button, which needs a pin-like stick to activate.**

**BATTERY-OPERATED RECLINER OPTIONS**  
**TSB (L) / TMB (R) = 2.5S 1 ARM (1MOT)-BATT-ELEC + TERMINAL CORNER**  
**QBB (L) / QBP (R) = 1.5S 1 ARM (1MOT)-BATT-ELEC**  
**EB = BATT-ELEC RECLINER**  
**4EB = 2.5S (2MOT)-BATT-ELEC**  
**CEB = 3S (2MOT)-BATT-ELEC**

IF CUSTOMER WANTS BATTERY-OPERATED VERSION - ORDER MUST SPECIFY AND USE BATTERY CODES

**Battery IMPORTANT information:**

- 1) The battery pack needs to be charged initially for 12 hours before use.
- 2) You **MUST** charge it every 4 weeks otherwise the battery life will fail. User must never let unit fully discharge as this shortens the life of the battery pack.
- 3) Battery pack is warranted for one year - replacement battery packs are available for purchase if required.
- 4) If the light is orange, this means it's fully charged.
- 5) If light is red, this means the battery pack needs recharging
- 6) No light means battery pack is discharged and requires charging
- 7) If going away on an extended holiday, user should switch off at the back, just by pushing it off and then back on when home again

**GROUP COMBINATIONS**  
2.5RE + C + 1T (**TS = 4GE + N**)  
1T + C + 2.5RE (**TM = NA + 4HE**)

The Zakia is a very well built and heavy lounge. Some configurations/items in this lounge range may not fit through a standard door at time of delivery. Please ensure that you have measured your access width to ensure that the item you have purchased can be delivered into the room of your choosing in your home.

MAXIMUM WEIGHT RATING FOR SINGLE RECLINERS IS 120KG.