




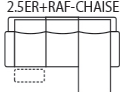


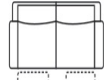


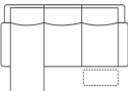


Image	Code Ending	Configuration	Seats	M Performance
	+	CORNER	1	
	<i>CM</i> w x d x h	114x114x78-95		
	4EH	** 2.5 SEATER WITH ELE MOTION WITH ELE HEADREST	3	
	<i>CM</i> w x d x h	187x102x78-95		
	4ER	** 2.5S WITH 2 ELE MOTIONS	3	
	<i>CM</i> w x d x h	187x102x78-95		
	4GE	** 2.5SEATER LAF-RC-ELEC ONE ARM	3	
	<i>CM</i> w x d x h	170x102x78-95		
	4HE	** 2.5SEATER RAF-RC-ELEC ONE ARM	3	
	<i>CM</i> w x d x h	170x102x78-95		
	5EK	** 2.5SLAF-ELE-RC + RAF-CHAISE	5	
	<i>CM</i> w x d x h	262x172x78-95		
	5EQ	** 2.5SRAF-ELE-RC + LAF-CHAISE	5	
	<i>CM</i> w x d x h	262x172x78-95		
	CE	** 3 SEATER WITH 2 ELECTRIC RECLINERS	3	
	<i>CM</i> w x d x h	203x102x78-95		
	CEH	** 3 SEATER WITH ELE MOTION WITH ELE HEADREST	3	
	<i>CM</i> w x d x h	203x102x78-95		
	EGE	** 1.25LAF RC ELE	1	
	<i>CM</i> w x d x h	94x102x78-95		
	EHE	** 1.25RAF RC ELE	1	
	<i>CM</i> w x d x h	94x102x78-95		
	EHL	** 2.5RAF-ELE-RC(HEADREST-ELE) + LAF-CHAISE	5	
	<i>CM</i> w x d x h	262x172x78-95		

Please Note: Dimensions quoted on this document are approximate and may vary slightly from the actual product
All diagrams on the sheet are only provided as an approximate representation of the footprint of the lounge and are in no way intended to represent the actual shape of the lounge.



** Electric recliners require 240v mains power

Image	Code Ending	Configuration	Seats	M Performance
<p>2.5ER+RAF-CHAISE w ELEC HEAD</p>	EHR	** 2.5LAF-ELE-RC(HEADREST-ELE) + RAF-CHAISE	5	
	<i>CM</i> w x d x h	262x172x78-95		
<p>1.25NA</p>	EQ	1.25 SEAT ARMLESS CHAIR	1	
	<i>CM</i> w x d x h	77x102x78-95		
<p>1.25NA-ER</p>	EQE	** 1.25 SEAT ARMLESS MOT-ELEC	1	
	<i>CM</i> w x d x h	77x102x78-95		
<p>ELECTRIC-RC</p>	ER	** ELECTRIC RECLINER CHAIR	1	
	<i>CM</i> w x d x h	94x102x78-95		
<p>1.25LAFRC-ELE w ELEC HEAD</p>	ERE	** 1.25 LAF ELECTRIC MOTION WITH HEADREST-ELE	1	
	<i>CM</i> w x d x h	94x102x78-95		
<p>ELECTRIC-RC w ELEC HEAD</p>	ERH	** ELECTRIC RECLINER WITH ELE-HEADREST	1	
	<i>CM</i> w x d x h	94x102x78-95		
<p>1.25RAFRC-ELE w ELEC HEAD</p>	ERR	** 1.25 RAF ELECTRIC MOTION WITH HEADREST-ELE	1	
	<i>CM</i> w x d x h	94x102x78-95		
<p>ELECTRIC-2S2M</p>	QE	** 2 SEATER WITH 2 ELECTRIC RECLINERS	2	
	<i>CM</i> w x d x h	158x102x78-95		
<p>ELECTRIC-2S2M w ELEC HEAD</p>	QEH	** 2 SEATER WITH ELE MOTION WITH ELE HEADREST	2	
	<i>CM</i> w x d x h	158x102x78-95		
<p>1.25NA-ER w ELEC HEAD</p>	QQH	** 1.25S ARMLESS MOT-ELEC WITH ELE HEADREST	1	
	<i>CM</i> w x d x h	77x102x78-95		
<p>CHLAF</p>	W	CHAISE LAF	2	
	<i>CM</i> w x d x h	92x172x78-95		
<p>CHRAF</p>	WA	CHAISE RAF	2	
	<i>CM</i> w x d x h	92x172x78-95		

Please Note: Dimensions quoted on this document are approximate and may vary slightly from the actual product
All diagrams on the sheet are only provided as an approximate representation of the footprint of the lounge and are in no way intended to represent the actual shape of the lounge.

** Electric recliners require 240v mains power

Model Name: SAVOY

Image	Code Ending	Configuration	Seats	M Performance
2.5LAFRC-ELE w ELEC HEAD 	XDH	** 2.5LAF-ELE-RC WITH ELE HEADREST	3	
	<i>CM</i> w x d x h	170x102x78-95		
2.5RAFRC-ELE w ELEC HEAD 	XEH	** 2.5RAF ELE RC WITH ELE HEADREST	3	
	<i>CM</i> w x d x h	170x102x78-95		

Please Note: Dimensions quoted on this document are approximate and may vary slightly from the actual product
All diagrams on the sheet are only provided as an approximate representation of the footprint of the lounge and are in no way intended to represent the actual shape of the lounge.

** Electric recliners require 240v mains power

Construction

COVER TYPE: LEATHER
 COVER DESCRIPTION:
 CAT M = Performance Leather
 FRAME: Hardwood Frame
 BACK CUSHION: High Density Foam + Polyester Fiber
 BACK SUSPENSION: Webbing + Polyester Fiber
 SEAT CUSHION: High Density Foam + Polyester Fiber
 BASE SUSPENSION: Webbing + Zig-zag Spring
 LEG: Oak

Additional Comments

PLEASE NOTE:
 - If a customer orders a configuration with an **electric** headrest, please note the button will change to the version **with USB** (see photos attached)
 - If a customer orders a configuration with a **manual** headrest, please note the button looks slightly different **without USB** (see photos attached)



