



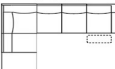
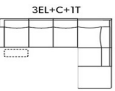

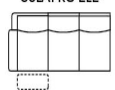


Image	Code Ending	Configuration	Seats	A ANCONA FABRIC	G GRACELAND FABRIC	S SUNDAY FABRIC
 CR	+	CORNER	1			
	CM w x d x h 113x113x100					
 RECLINER CHAIR	6	RECLINER	1			
	CM w x d x h 105x96x100					
 1RAF-RC	6QC	1SRAF RC	1			
	CM w x d x h 82x96x100					
 1LAF-RC	6QD	1SLAF RC	1			
	CM w x d x h 82x96x100					
 3S-2MOT	C	3 SEATER SOFA (2 X RECLINERS)	3			
	CM w x d x h 223x96x100					
 ELECTRIC-3S-2M	CE	** 3 SEATER WITH 2 ELECTRIC RECLINERS	3			
	CM w x d x h 223x96x100					
 1NA	E	ARMLESS CHAIR	1			
	CM w x d x h 59x96x100					
 1NA-RC	EM	1 ARMLESS MOTION	1			
	CM w x d x h 59x96x100					
 1NA-ELE-RC	EME	** 1 ARMLESS ELECTRIC RECLINER	1			
	CM w x d x h 59x96x100					
 1RAF-ELE-RC	EQC	** 1RAF RC ELEC	1			
	CM w x d x h 82x96x100					
 1LAF-ELE-RC	EQD	** 1LAF RC ELEC	1			
	CM w x d x h 82x96x100					
 ELECTRIC-RC	ER	** ELECTRIC RECLINER CHAIR	1			
	CM w x d x h 105x96x100					

Please Note: Dimensions quoted on this document are approximate and may vary slightly from the actual product
All diagrams on the sheet are only provided as an approximate representation of the footprint of the lounge and are in no way intended to represent the actual shape of the lounge.

** Electric recliners require 240v mains power

Model Name: ORAZI

Image	Code Ending	Configuration	Seats	A ANCONA FABRIC	G GRACELAND FABRIC	S SUNDAY FABRIC
 RIGHT TERMINAL CORNER	N	RIGHT TERMINAL CORNER	3			
	<i>CM</i> w x d x h	215x96x100				
 LEFT TERMINAL CORNER	NA	LEFT TERMINAL CORNER	3			
	<i>CM</i> w x d x h	215x96x100				
 2S-2MOT	Q	2S-(2MOT)	2			
	<i>CM</i> w x d x h	164x96x100				
 ELECTRIC-2S2M	QE	** 2 SEATER WITH 2 ELECTRIC RECLINERS	2			
	<i>CM</i> w x d x h	164x96x100				
 1T+C+3ER	TL	** 1 TERMINAL + CNR + 3SRAF-ELE-RC	6			
	<i>CM</i> w x d x h	298x215x100				
 3EL+C+1T	TV	** 3SLAF-ELE-RC + CORNER + 1 TERMINAL	6			
	<i>CM</i> w x d x h	298x215x100				
 3SRAFRC-ELE	XBE	** 3RAF RC ELEC	3			
	<i>CM</i> w x d x h	202x96x100				
 3SLAFRC-ELE	XCE	** 3LAF RC ELEC	3			
	<i>CM</i> w x d x h	202x96x100				

Please Note: Dimensions quoted on this document are approximate and may vary slightly from the actual product
All diagrams on the sheet are only provided as an approximate representation of the footprint of the lounge and are in no way intended to represent the actual shape of the lounge.
** Electric recliners require 240v mains power

Construction

Additional Comments

COVER TYPE: 100% FABRIC
COVER DESCRIPTION & OPTIONS:
CAT A - ANCONA Fabric
CAT G - GRACELAND Fabric
CAT S - SUNDAY Fabric
FRAME: Brazilian timber & Plywood
BACK CUSHION: Siliconised polyester fibre fill
SEAT CUSHION: Pocketed Coil Spring & PU Foam with Polyester Fibre
SEAT SUSPENSION: Individually Pocketed Coil Spring with No-sag Spring and Polyester Fibre

PLEASE NOTE:
Ancona Fabric is CORE
Graceland, Sunday and Ancona Fabric the same price.
FEATURES:
Electric recliner in Core configuration.
Customer is able to add additional recliners, and also make the lounge longer if they wish.
GROUP COMBINATIONS:
1 Terminal + Corner + 3SRAF - ELE REC (TL = N + XBE)
3SLAF - ELE RC + Corner + 1 Terminal (TV = XCE + NA)
THE MANUAL MECHANISM INVOLVES A BLACK HANDLE ON OUTSIDE OF THE ARM (IN REPLACEMENT OF THE SILVER BUTTON).



[Refer to Nick Scali website for Reach Compliance information](#)

