








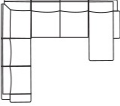




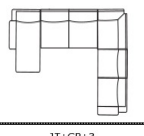
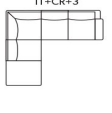
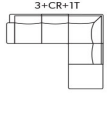


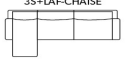
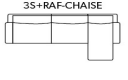




Image	Code Ending	Configuration	Seats	A ANCONA	M AIM	N FLANIGAN	S SUNDAY
 SQ CR	++	SQUARE CORNER	2				
	CM w x d x h 115x115x77-96						
 AC	1	ARMCHAIR	1				
	CM w x d x h 94x103x77-96						
 2S	2	2 SEATER	2				
	CM w x d x h 157x103x77-96						
 3S	3	3 SEATER	3				
	CM w x d x h 197x103x77-96						
 2.5S	4	2.5 SEATER	3				
	CM w x d x h 177x103x77-96						
 OTTO	D	OTTOMAN	1				
	CM w x d x h 115x75x44						
 3NA (2 seats)	EF	3ARMLESS CHAIR	3				
	CM w x d x h 167x103x77-96						
 1.5NA	EH	1.5 SEAT ARMLESS CHAIR	2				
	CM w x d x h 85x103x77-96						
 FOOTSTOOL	FS	FOOTSTOOL	1				
	CM w x d x h 75x55x44						
 1.5LAF+1.5+C+3+RAF-CHAISE	LQQ	1.5LAF +1.5NA +C + 3NA+ RAF-CHASE	10				
	CM w x d x h 381x299x77-96						
 RIGHT TERMINAL CORNER	N	RIGHT TERMINAL CORNER	3				
	CM w x d x h 208x115x77-96						
 LEFT TERMINAL CORNER	NA	LEFT TERMINAL CORNER	3				
	CM w x d x h 208x115x77-96						

Please Note: Dimensions quoted on this document are approximate and may vary slightly from the actual product
All diagrams on the sheet are only provided as an approximate representation of the footprint of the lounge and are in no way intended to represent the actual shape of the lounge.

Image	Code Ending	Configuration	Seats	A ANCONA	M AIM	N FLANIGAN	S SUNDAY
 1.5LAF	QO	1.5 SEATER LAF	2				
	<i>CM</i> w x d x h	99x103x77-96					
 1.5RAF	QP	1.5 SEATER RAF	2				
	<i>CM</i> w x d x h	99x103x77-96					
 LAF-CHAISE+3+C+1.5+1.5RAF	QQL	LAF-CHAISE + 3NA + C + 1.5NA + 1.5 RAF	10				
	<i>CM</i> w x d x h	381x299x77-96					
 1T+CR+3	TC	1TLAF+CR+3RAF	6				
	<i>CM</i> w x d x h	298x208x77-96					
 3+CR+1T	TE	3LAF+CR+1TRAF	6				
	<i>CM</i> w x d x h	298x208x77-96					
 CHLAF	W	CHAISE LAF	2				
	<i>CM</i> w x d x h	99x171x77-96					
 CHRAF	WA	CHAISE RAF	2				
	<i>CM</i> w x d x h	99x171x77-96					
 3S+LAF-CHAISE	WXB	3 SEAT + LAF CHAISE	5				
	<i>CM</i> w x d x h	282x171x77-96					
 3S+RAF-CHAISE	WXC	3 SEAT + RAF CHAISE	5				
	<i>CM</i> w x d x h	282x171x77-96					
 3RAF (2seats)	XB	3SRAF	3				
	<i>CM</i> w x d x h	183x103x77-96					
 3LAF (2seats)	XC	3SLAF	3				
	<i>CM</i> w x d x h	183x103x77-96					

Please Note: Dimensions quoted on this document are approximate and may vary slightly from the actual product
All diagrams on the sheet are only provided as an approximate representation of the footprint of the lounge and are in no way intended to represent the actual shape of the lounge.

Model Name: NAKEETA

Construction

COVER TYPE: FABRIC
 COVER DESCRIPTION:
 CAT A = Ancona Fabric
 CAT M = Aim Fabric
 CAT N = Flanigan Fabric
 CAT S = Sunday Fabric
 FRAME: Timber frame
 BACK CUSHION: Foam + Fiber
 SEAT CUSHION: Foam + Fiber
 BASE SUSPENSION: Webbing + Spring
 LEG: Timber

Additional Comments

GROUP COMBINATIONS:
LQQ (1.5LAF + 1.5NA + C + 3NA + RAF-CHAISE) = QO + EH + (++) + EF + WA
QQL (LAF-CHAISE + 3NA + C + 1.5NA + 1.5RAF) = W + EF + (++) + EH + QP

Image of ottoman & footstool attached below for reference.

- 1. OTTOMAN**
- 2. FOOTSTOOL**



