





Image	Code Ending	Configuration	Seats	C Performance	Z Natural
	4EH	** 2.5 SEATER WITH ELE MOTION WITH ELE HEADREST	3		
	<i>CM</i> w x d x h	204x105-161x75-105			
	CEH	** 3 SEATER WITH ELE MOTION WITH ELE HEADREST	3		
	<i>CM</i> w x d x h	220x105-161x75-105			
	ERH	** ELECTRIC RECLINER WITH ELE-HEADREST	1		
	<i>CM</i> w x d x h	105x105-161x75-105			
	QEH	** 2 SEATER WITH ELE MOTION WITH ELE HEADREST	2		
	<i>CM</i> w x d x h	174x105-161x75-105			

Please Note: Dimensions quoted on this document are approximate and may vary slightly from the actual product
All diagrams on the sheet are only provided as an approximate representation of the footprint of the lounge and are in no way intended to represent the actual shape of the lounge.

** Electric recliners require 240v mains power

Construction

Additional Comments

COVER TYPE: LEATHER
 COVER DESCRIPTION & OPTIONS: CAT C - Performance Leather
 SEAT: No-sag Spring
 SEAT CUSHION: High density foam D/38S + D/29
 BACK REST: Rubber Webbing
 BACK REST CUSHION: Foam D/22
 FRAME: Hardwood
 LEGS: Wood - Dust Grey Oak

PLEASE NOTE:
 The floor stock is all one piece, but it was agreed that custom orders would be in 2 pieces, to help with access issues and weight (due to the recliners).