













Image	Code Ending	Configuration	Seats	A ANCONA FABRIC	G GRACELAND FABRIC	S SUNDAY FABRIC
<p>2.5S(2MOT)BATT-ELE</p>	<b>4EB</b>	** 2.5 SEATER WITH 2 BATT-ELEC RECLINERS	3			
	CM w x d x h	<b>195x106x75-95</b>				
<p>2.5S(2MOT)-ELE</p>	<b>4ER</b>	** 2.5S WITH 2 ELE MOTIONS	3			
	CM w x d x h	<b>195x106x75-95</b>				
<p>2.5S(2MOT)</p>	<b>4R</b>	2.5SEATER WITH 2 MOTION	3			
	CM w x d x h	<b>195x106x75-95</b>				
<p>2.5ER+RAF-CHAISE</p>	<b>5EK</b>	** 2.5SLAF-ELE-RC + RAF-CHAISE	5			
	CM w x d x h	<b>272x167x75-95</b>				
<p>2.5ER+LAF-CHAISE</p>	<b>5EQ</b>	** 2.5SRAF-ELE-RC + LAF-CHAISE	5			
	CM w x d x h	<b>272x167x75-95</b>				
<p>RECLINER CHAIR</p>	<b>6</b>	RECLINER	1			
	CM w x d x h	<b>96x106x75-95</b>				
<p>3S-2MOT</p>	<b>C</b>	3 SEATER SOFA (2 X RECLINERS)	3			
	CM w x d x h	<b>215x106x75-95</b>				
<p>ELECTRIC-3S-2M</p>	<b>CE</b>	** 3 SEATER WITH 2 ELECTRIC RECLINERS	3			
	CM w x d x h	<b>215x106x75-95</b>				
<p>3S(2MOT)BATT-ELE</p>	<b>CEB</b>	** 3 SEATER WITH 2 BATT-ELEC RECLINERS	3			
	CM w x d x h	<b>215x106x75-95</b>				
<p>1NA</p>	<b>E</b>	ARMLESS CHAIR	1			
	CM w x d x h	<b>77x106x75-95</b>				
<p>BATT-ELE-RC</p>	<b>EB</b>	** BATTERY-ELECTRIC RECLINER CHAIR	1			
	CM w x d x h	<b>96x106x75-95</b>				
<p>1.25LAFRC-BATT-ELE</p>	<b>EGB</b>	** 1.25LAF BATTERY ELEC	1			
	CM w x d x h	<b>97.5x106x75-95</b>				

Please Note: Dimensions quoted on this document are approximate and may vary slightly from the actual product  
All diagrams on the sheet are only provided as an approximate representation of the footprint of the lounge and are in no way intended to represent the actual shape of the lounge.



\*\* Electric recliners require 240v mains power

Image	Code Ending	Configuration	Seats	A ANCONA FABRIC	G GRACELAND FABRIC	S SUNDAY FABRIC
	<b>EGE</b>	** 1.25LAF RC ELE	1			
	<i>CM</i> w x d x h	<b>97.5x106x75-95</b>				
	<b>EHB</b>	** 1.25RAF BATTERY ELEC	1			
	<i>CM</i> w x d x h	<b>97.5x106x75-95</b>				
	<b>EHE</b>	** 1.25RAF RC ELE	1			
	<i>CM</i> w x d x h	<b>97.5x106x75-95</b>				
	<b>EM</b>	1 ARMLESS MOTION	1			
	<i>CM</i> w x d x h	<b>77x106x75-95</b>				
	<b>EMB</b>	** ARMLESS CHAIR BAT-ELE	1			
	<i>CM</i> w x d x h	<b>77x106x75-95</b>				
	<b>EME</b>	** 1 ARMLESS ELECTRIC RECLINER	1			
	<i>CM</i> w x d x h	<b>77x106x75-95</b>				
	<b>EQG</b>	1.25R LAF WITH 1 ARM	1			
	<i>CM</i> w x d x h	<b>97.5x106x75-95</b>				
	<b>EQH</b>	1.25R RAF WITH 1 ARM	1			
	<i>CM</i> w x d x h	<b>97.5x106x75-95</b>				
	<b>ER</b>	** ELECTRIC RECLINER CHAIR	1			
	<i>CM</i> w x d x h	<b>96x106x75-95</b>				
	<b>Q</b>	2S-(2MOT)	2			
	<i>CM</i> w x d x h	<b>156x106x75-95</b>				
	<b>QE</b>	** 2 SEATER WITH 2 ELECTRIC RECLINERS	2			
	<i>CM</i> w x d x h	<b>156x106x75-95</b>				
	<b>QEB</b>	** 2 SEATER WITH 2 BATT-ELEC RECLINERS	2			
	<i>CM</i> w x d x h	<b>156x106x75-95</b>				

Please Note: Dimensions quoted on this document are approximate and may vary slightly from the actual product  
All diagrams on the sheet are only provided as an approximate representation of the footprint of the lounge and are in no way intended to represent the actual shape of the lounge.

\*\* Electric recliners require 240v mains power

**Model Name: KIMAYA**

Image	Code Ending	Configuration	Seats	A ANCONA FABRIC	G GRACELAND FABRIC	S SUNDAY FABRIC
	<b>W</b>	CHAISE LAF	2			
	<i>CM</i> w x d x h	<b>97.5x167x95</b>				
	<b>WA</b>	CHAISE RAF	2			
	<i>CM</i> w x d x h	<b>97.5x167x95</b>				

Please Note: Dimensions quoted on this document are approximate and may vary slightly from the actual product  
All diagrams on the sheet are only provided as an approximate representation of the footprint of the lounge and are in no way intended to represent the actual shape of the lounge.  
\*\* Electric recliners require 240v mains power

**Construction**

**Additional Comments**

COVER TYPE: Fabric  
COVERING DESCRIPTION / OPTIONS:  
CAT A - Ancona Fabric  
CAT G - Graceland Fabric  
CAT S - Sunday Fabric  
FRAME: Brazilian timber & Plywood  
BACK CUSHION: PU foam with Polyester Fibre fill  
SEAT CUSHION: Pocketed Coil Spring & PU Foam with Polyester Fibre  
SEAT SUSPENSION: Individually Pocketed Coil Spring with No-sag Spring and Polyester Fibre

**NOTE:**  
ARMLESS CHAIR (E) and ARMLESS ELECTRIC (EME) will fit on configurations 4ER, 5EK, 5EQ only  
ARMLESS CHAIR (E) and ARMLESS ELECTRIC (EME) will NOT fit on configurations CE & QE  
MAXIMUM WEIGHT RATING FOR SINGLE RECLINER IS 160KG.



[Refer to Nick Scali website for Reach Compliance information](#)