




Image	Code Ending	Configuration	Seats	N Performance	M Performance
	7XE	** 3RR-ELE+ELE-RC+ELE-RC	5		
	<i>CM</i> w x d x h				
	CE	** 3 SEATER WITH 2 ELECTRIC RECLINERS	3		
	<i>CM</i> w x d x h	202x92x99			
	ER	** ELECTRIC RECLINER CHAIR	1		
	<i>CM</i> w x d x h	94x92x99			
	QE	** 2 SEATER WITH 2 ELECTRIC RECLINERS	2		
	<i>CM</i> w x d x h	148x92x99			

Please Note: Dimensions quoted on this document are approximate and may vary slightly from the actual product
All diagrams on the sheet are only provided as an approximate representation of the footprint of the lounge and are in no way intended to represent the actual shape of the lounge.

** Electric recliners require 240v mains power

Model Name: KARIMA

Construction

Additional Comments

COVER TYPE: 100% Leather
 COVER DESCRIPTION / OPTIONS:
 CAT M - Performance Leather
 CAT N - Performance Leather
 FRAME: Timber frame
 BACK CUSHION: Foam + fibre SEAT CUSHION: Foam + fibre
 BASE SUSPENSION: Webbing + Zig-zag spring

PLEASE NOTE:
 MAXIMUM WEIGHT RATING FOR SINGLE RECLINER IS 150KG.
 We offer quicker delivery in two options:
 - 3RRE + ER + ER configuration (7XESP) in B category 9015 P.Grey colour
 - ER configuration (ERSP) in B category 9015 P.Grey colour

THIS RECLINER RANGE HAS A CHILD SAFETY LOCK FEATURE - tiny circular button in the middle of recliner button, which needs a pin-like stick to activate.

FEATURES & BENEFITS

Specially designed
 This model has been specifically designed for shorter or more mature clients as seat depth is shallow and overall width is narrow, allowing ease of getting up out of your seat.
 It is also perfect for smaller spaces.

Available in 3 ranges of leather
 Gives wide range of choices. For those with a younger family, we suggest going for the protected leather and for those who prefer a more premium, natural leather, can choose the Performance leather.

Zig-zag spring plus webbing seat suspension
 Zig-zag plus webbing suspension allows for immediate softness with underlying firmness and the spring ensures that the seat maintains its overall shape over time

Frame
 Kiln dried hardwood timber frame and painted steel recliner mechanism allows for greater durability.

Quicker Delivery
 This model offers a quicker delivery option in the display colour P.Grey and display configuration.

REACH tested leather
 Registration, Evaluation, Authorisation and Restriction of Chemical (REACH) is a European regulation that protects human health and the environment from unacceptable risks posed by chemicals.



[Refer to Nick Scali website for Reach Compliance information](#)