



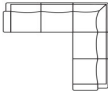






Image	Code Ending	Configuration	Seats	C Performance (C/S)
	+	CORNER	1	
	<i>CM</i> w x d x h	110x110x72		
	D	OTTOMAN	1	
	<i>CM</i> w x d x h	114x110x42		
	EH	1.5 SEAT ARMLESS CHAIR	2	
	<i>CM</i> w x d x h	82x110x72-94		
	EHS	1.5SEATER ARMLESS FULLY FINISHED DOWNSIDE	2	
	<i>CM</i> w x d x h	82x110x72-94		
	LU	1.5SLAF+1.5NA+CORNER+1.5NA+1.5SRAF	7	
	<i>CM</i> w x d x h	305x305x72-94		
	QO	1.5 SEATER LAF	2	
	<i>CM</i> w x d x h	114x110x72-94		
	QP	1.5 SEATER RAF	2	
	<i>CM</i> w x d x h	114x110x72-94		
	W	CHAISE LAF	2	
	<i>CM</i> w x d x h	114x175x72-94		
	WA	CHAISE RAF	2	
	<i>CM</i> w x d x h	114x175x72-94		

Please Note: Dimensions quoted on this document are approximate and may vary slightly from the actual product
All diagrams on the sheet are only provided as an approximate representation of the footprint of the lounge and are in no way intended to represent the actual shape of the lounge.

Model Name: FERNANDO

Construction

Additional Comments

COVER TYPE: LEATHER
COVER DESCRIPTION & OPTIONS: CAT C = Performance Leather
FRAME: Brazilian timber & Plywood;
BACK CUSHION: PU Foam with Polyester Fibre
SEAT CUSHION: Pocketed Coil Spring & PU Foam with Polyester Fibre
SEAT SUSPENSION: Individually Pocketed Coil Spring with Elastic Webbing and Polyester Fibre

PLEASE NOTE:
Core configuration " LU " has the normal ARMLESS piece used in it which is **NOT** fully finished down the sides.
If customer wishes to order a fully finished armless (down the sides with leather), then they must order the special EHS armless configuration.
For chaise configuration, please see diagram of where the stitching lines will be.



[Refer to Nick Scali website for Reach Compliance information](#)



LEATHER

