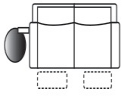
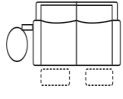
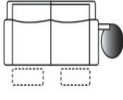
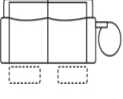










Image	Code Ending	Configuration	Seats	A ANCONA FABRIC	G GRACELAND FABRIC	S SUNDAY FABRIC
	4BD	** 2.5SEATER WITH 2 ELECTRIC RECLINER WITH BOTH SIDETABLE IN DARK	3			
	<i>CM</i> w x d x h	239x111x73-98				
	4BL	** 2.5SEATER WITH 2 ELECTRIC RECLINER WITH BOTH SIDETABLE IN LIGHT	3			
	<i>CM</i> w x d x h	239x111x73-98				
	4ER	** 2.5S WITH 2 ELE MOTIONS	3			
	<i>CM</i> w x d x h	219x111x73-98				
	4LD	** 2.5SEATER WITH 2 ELECTRIC RECLINER WITH LEFT SIDETABLE IN DARK	3			
	<i>CM</i> w x d x h	229x111x73-98				
	4LL	** 2.5SEATER WITH 2 ELECTRIC RECLINER WITH LEFT SIDETABLE IN LIGHT	3			
	<i>CM</i> w x d x h	229x111x73-98				
	4RD	** 2.5SEATER WITH 2 ELECTRIC RECLINER WITH RIGHT SIDETABLE IN DARK	3			
	<i>CM</i> w x d x h	229x111x73-98				
	4RL	** 2.5SEATER WITH 2 ELECTRIC RECLINER WITH RIGHT SIDETABLE IN LIGHT	3			
	<i>CM</i> w x d x h	229x111x73-98				
	CBD	** 3 SEATER WITH 2 ELECTRIC RECLINER WITH BOTH SIDETABLE IN DARK	3			
	<i>CM</i> w x d x h	259x111x73-98				
	CBL	** 3 SEATER WITH 2 ELECTRIC RECLINER WITH BOTH SIDETABLE IN LIGHT	3			
	<i>CM</i> w x d x h	259x111x73-98				
	CE	** 3 SEATER WITH 2 ELECTRIC RECLINERS	3			
	<i>CM</i> w x d x h	239x111x73-98				
	CED	** ELECTRIC 3SEATER WITH 2 MOTIONS WITH DARK CONSOLE	3			
	<i>CM</i> w x d x h	272-285x111x73-98				
	CEL	** ELECTRIC 3 SEATER 2 MOTIONS WITH LIGHT CONSOLE	3			
	<i>CM</i> w x d x h	272-285x111x73-98				

Please Note: Dimensions quoted on this document are approximate and may vary slightly from the actual product
All diagrams on the sheet are only provided as an approximate representation of the footprint of the lounge and are in no way intended to represent the actual shape of the lounge.

** Electric recliners require 240v mains power

Image	Code Ending	Configuration	Seats	A ANCONA FABRIC	G GRACELAND FABRIC	S SUNDAY FABRIC
 <p>ELEC-3S-2M w LEFT S.T. DARK</p>	CLD	** 3 SEATER WITH 2 ELECTRIC RECLINER WITH LEFT SIDETABLE IN DARK	3			
	<i>CM</i> w x d x h	249x111x73-98				
 <p>ELEC-3S-2M w LEFT S.T. LIGHT</p>	CLL	** 3 SEATER WITH 2 ELECTRIC RECLINER WITH LEFT SIDETABLE IN LIGHT	3			
	<i>CM</i> w x d x h	249x111x73-98				
 <p>ELEC-3S-2M w RIGHT S.T. DARK</p>	CRD	** 3 SEATER WITH 2 ELECTRIC RECLINER WITH RIGHT SIDETABLE IN DARK	3			
	<i>CM</i> w x d x h	249x111x73-98				
 <p>ELEC-3S-2M w RIGHT S.T. LIGHT</p>	CRL	** 3 SEATER WITH 2 ELECTRIC RECLINER WITH RIGHT SIDETABLE IN LIGHT	3			
	<i>CM</i> w x d x h	249x111x73-98				
 <p>CONSOLE DARK</p>	CSD	CONSOLE IN DARK	1			
	<i>CM</i> w x d x h	33-46x103x52				
 <p>CONSOLE LIGHT</p>	CSL	CONSOLE IN LIGHT	1			
	<i>CM</i> w x d x h	33-46x103x52				
 <p>TNA</p>	E	ARMLESS CHAIR	1			
	<i>CM</i> w x d x h	77x111x73-98				
 <p>1.5NA-ELEC-RC</p>	EE	** 1.5 ARMLESS ELECTRIC MOTION	2			
	<i>CM</i> w x d x h	92x111x73-98				
 <p>1.5NA</p>	EH	1.5 SEAT ARMLESS CHAIR	2			
	<i>CM</i> w x d x h	92x111x73-98				
 <p>1NA-ELE RC</p>	EME	** 1 ARMLESS ELECTRIC RECLINER	1			
	<i>CM</i> w x d x h	77x111x73-98				
 <p>1.25NA</p>	EQ	1.25 SEAT ARMLESS CHAIR	1			
	<i>CM</i> w x d x h	82x111x73-98				
 <p>1.25NA-ER</p>	EQE	** 1.25 SEAT ARMLESS MOT-ELEC	1			
	<i>CM</i> w x d x h	82x111x73-98				

Please Note: Dimensions quoted on this document are approximate and may vary slightly from the actual product
All diagrams on the sheet are only provided as an approximate representation of the footprint of the lounge and are in no way intended to represent the actual shape of the lounge.

** Electric recliners require 240v mains power

Image	Code Ending	Configuration	Seats	A ANCONA FABRIC	G GRACELAND FABRIC	S SUNDAY FABRIC
 ELECTRIC-RC	ER	** ELECTRIC RECLINER CHAIR	1			
	<i>CM</i> w x d x h	134.5x111x73-98				
 CONSOLE DARK w LED LIGHT	LCSD	CONSOLE DARK WITH LED LIGHT	1			
	<i>CM</i> w x d x h	33-46x103x52				
 CONSOLE LIGHT w LED LIGHT	LCSL	CONSOLE LIGHT WITH LEF LIGHT	1			
	<i>CM</i> w x d x h	33-46x103x52				
 ELEC-2S2M w BOTH S.T. DARK	QBD	** 2 SEATER WITH 2 ELECTRIC RECLINER WITH BOTH SIDETABLE IN DARK	2			
	<i>CM</i> w x d x h	228x111x73-98				
 ELEC-2S2M w BOTH S.T. LIGHT	QBL	** 2 SEATER WITH 2 ELECTRIC RECLINER WITH BOTH SIDETABLE IN LIGHT	2			
	<i>CM</i> w x d x h	228x111x73-98				
 ELECTRIC-2S2M	QE	** 2 SEATER WITH 2 ELECTRIC RECLINERS	2			
	<i>CM</i> w x d x h	208x111x73-98				
 ELEC-2S2M w LEFT S.T. DARK	QLD	** 2 SEATER WITH 2 ELECTRIC RECLINER WITH LEFT SIDETABLE IN DARK	2			
	<i>CM</i> w x d x h	218x111x73-98				
 ELEC-2S2M w LEFT S.T. LIGHT	QLL	** 2 SEATER WITH 2 ELECTRIC RECLINER WITH LEFT SIDETABLE IN LIGHT	2			
	<i>CM</i> w x d x h	218x111x73-98				
 ELEC-2S2M w RIGHT S.T. DARK	QRD	** 2 SEATER WITH 2 ELECTRIC RECLINER WITH RIGHT SIDETABLE IN DARK	2			
	<i>CM</i> w x d x h	218x111x73-98				
 ELEC-2S2M w RIGHT S.T. LIGHT	QRL	** 2 SEATER WITH 2 ELECTRIC RECLINER WITH RIGHT SIDETABLE IN LIGHT	2			
	<i>CM</i> w x d x h	218x111x73-98				

Please Note: Dimensions quoted on this document are approximate and may vary slightly from the actual product
All diagrams on the sheet are only provided as an approximate representation of the footprint of the lounge and are in no way intended to represent the actual shape of the lounge.

** Electric recliners require 240v mains power

Model Name: CORLETTE

Construction

Additional Comments

COVER TYPE: FABRIC
 COVER DESCRIPTION & OPTIONS:
 CAT A = Ancona Fabric
 CAT G = Graceland Fabric
 CAT S = Sunday Fabric
 FRAME: Pinewood & Plywood
 BACK CUSHION: PU Foam with Polyester Fibre
 SEAT CUSHION: Pocketed coil spring & PU foam with polyester fibre
 SEAT SUSPENSION: Individually pocketed coil spring with no sag spring and polyester fibre

PLEASE NOTE:
 1) For configurations CED & CEL (ELE-3S2M-DCON / ELE-3S2M-LCON) - the back width is longer than the front width, because of the shape of console (272cm at the front, 285 at the back, 13cm difference).
 Please remember this when you measure the lounge, if you add a console in the middle.
 2) The "gaslift" on the console has now been adjusted to a SLOW-SHUTTING motion.
 Although the floorstock model doesn't show this, any new orders will have this change applied to it.



[Refer to Nick Scali website for Reach Compliance information](#)