



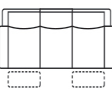



Image	Code Ending	Configuration	Seats	O Extra Natural- Organic	V Extra Natural- Vernon
 <p>ELECTRIC-3S-2M (2seats) w ELEC HEAD</p>	CEH	** 3 SEATER WITH ELE MOTION WITH ELE HEADREST	3		
	<i>CM</i> w x d x h	186x113-162x74-106			
 <p>1.25NA</p>	EQ	1.25 SEAT ARMLESS CHAIR	1		
	<i>CM</i> w x d x h	74x113x74-106			
 <p>1.25LAFRC-ELE w ELEC HEAD</p>	ERE	** 1.25 LAF ELECTRIC MOTION WITH HEADREST-ELE	1		
	<i>CM</i> w x d x h	85x113-162x74-106			
 <p>1.25RAFRC-ELE w ELEC HEAD</p>	ERR	** 1.25 RAF ELECTRIC MOTION WITH HEADREST-ELE	1		
	<i>CM</i> w x d x h	85x113-162x74-106			
 <p>1.25ER w ELEC HEAD + 1.25 + 1.25ER w ELEC HEAD</p>	HEG	** 1.25ELE-LAF-RC(ELE-HEADREST) + 1.25NA + 1.25ELE-RAF-RC(ELE-HEADREST)	4		
	<i>CM</i> w x d x h	244x113-162x74-106			
 <p>1.25NA-ER w ELEC HEAD</p>	QQH	** 1.25S ARMLESS MOT-ELEC WITH ELE HEADREST	1		
	<i>CM</i> w x d x h	74x113-162x74-106			

Please Note: Dimensions quoted on this document are approximate and may vary slightly from the actual product
All diagrams on the sheet are only provided as an approximate representation of the footprint of the lounge and are in no way intended to represent the actual shape of the lounge.

** Electric recliners require 240v mains power

Model Name: CADEO

Construction

Additional Comments

COVER TYPE: LEATHER
COVER DESCRIPTION & OPTIONS:
CAT O = Extra Natural Leather (Organic)
CAT V = Extra Natural Leather (Vernon)
SEAT: No-sag Spring
SEAT CUSHION: Foam D/38S + D/29
BACK REST: Rubber Webbing
BACK REST CUSHION: Foam D/22
FRAME: Hardwood
LEGS: Metal

IMPORTANT:

- This model has a very natural leather which markings such as grain variation, wrinkles skin folds, scars or patterns of original hair follicles are inherent in leather, they are not quality defects. (Examples as showing in the photos below)
- Accidental Warranty and Care products are not to be sold or used on this lounge.

CARE INSTRUCTION:

- Avoid placing your sofa in direct sunlight or under intense indoor light.
- Dust regularly using a soft, dry and white cloth.
- Do not use solvents or abrasive liquids as they will cause damage to surface and discoloration.
- Blot spills immediately with a dry, clean and white adsorbent cloth and allow it to dry naturally.
- Do not blow dry using a hot air dryer.

