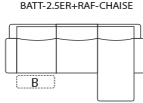
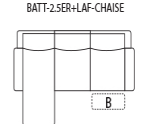
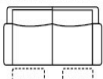
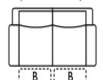










Image	Code Ending	Configuration	Seats	A Ancona Fabric	U Urban Fabric
<p>AC</p>	<b>1</b>	ARMCHAIR	<b>1</b>		
	<i>CM</i> w x d x h	<b>117x95x100</b>			
<p>2S</p>	<b>2</b>	2 SEATER	<b>2</b>		
	<i>CM</i> w x d x h	<b>176x95x100</b>			
<p>3S</p>	<b>3</b>	3 SEATER	<b>3</b>		
	<i>CM</i> w x d x h	<b>220x95x100</b>			
<p>2.5S</p>	<b>4</b>	2.5 SEATER	<b>3</b>		
	<i>CM</i> w x d x h	<b>204x95x100</b>			
<p>2.5S(MOT)BATT-ELE</p>	<b>4EB</b>	** 2.5 SEATER WITH 2 BATT-ELEC RECLINERS	<b>3</b>		
	<i>CM</i> w x d x h	<b>204x95-154x100</b>			
<p>2.5S(2MOT)-ELE</p>	<b>4ER</b>	** 2.5S WITH 2 ELE MOTIONS	<b>3</b>		
	<i>CM</i> w x d x h	<b>204x95-154x100</b>			
<p>2.5LAFRC-ELE</p>	<b>4GE</b>	** 2.5SEATER LAF-RC-ELEC ONE ARM	<b>3</b>		
	<i>CM</i> w x d x h	<b>177x95-154x100</b>			
<p>2.5LAFRC-ELE</p>	<b>4GEB</b>	** 2.5LAF BATTERY ELECTRIC RECLINER	<b>3</b>		
	<i>CM</i> w x d x h	<b>177x95-154x100</b>			
<p>2.5RAFRC-ELE</p>	<b>4HE</b>	** 2.5SEATER RAF-RC-ELEC ONE ARM	<b>3</b>		
	<i>CM</i> w x d x h	<b>177x95-154x100</b>			
<p>2.5RAFRC-ELE</p>	<b>4HEB</b>	** 2.5RAF BATTERY ELECTRIC RECLINER	<b>3</b>		
	<i>CM</i> w x d x h	<b>177x95-154x100</b>			
<p>2.5ER+RAF-CHAISE</p>	<b>5EK</b>	** 2.5SLAF-ELE-RC + RAF-CHAISE	<b>5</b>		
	<i>CM</i> w x d x h	<b>280x157x100</b>			
<p>2.5ER+LAF-CHAISE</p>	<b>5EQ</b>	** 2.5SRAF-ELE-RC + LAF-CHAISE	<b>5</b>		
	<i>CM</i> w x d x h	<b>280x157x100</b>			






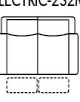



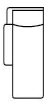

Please Note: Dimensions quoted on this document are approximate and may vary slightly from the actual product  
All diagrams on the sheet are only provided as an approximate representation of the footprint of the lounge and are in no way intended to represent the actual shape of the lounge.

\*\* Electric recliners require 240v mains power

Image	Code Ending	Configuration	Seats	A Ancona Fabric	U Urban Fabric
	<b>5KB</b>	** 2.5LAF BAT-ELE-RC + RAF-CHAISE	5		
	<i>CM</i> w x d x h	<b>280x157x100</b>			
	<b>5QB</b>	** 2.5RAF BAT-ELE-RC + LAF-CHAISE	5		
	<i>CM</i> w x d x h	<b>280x157x100</b>			
	<b>CE</b>	** 3 SEATER WITH 2 ELECTRIC RECLINERS	3		
	<i>CM</i> w x d x h	<b>220x95-154x100</b>			
	<b>CEB</b>	** 3 SEATER WITH 2 BATT-ELEC RECLINERS	3		
	<i>CM</i> w x d x h	<b>220x95-154x100</b>			
	<b>D</b>	OTTOMAN	1		
	<i>CM</i> w x d x h	<b>83x56x42</b>			
	<b>EB</b>	** BATTERY-ELECTRIC RECLINER CHAIR	1		
	<i>CM</i> w x d x h	<b>117x95-154x100</b>			
	<b>EGB</b>	** 1.25LAF BATTERY ELEC	1		
	<i>CM</i> w x d x h	<b>102x95-154x100</b>			
	<b>EGE</b>	** 1.25LAF RC ELE	1		
	<i>CM</i> w x d x h	<b>102x95-154x100</b>			
	<b>EH</b>	1.5 SEAT ARMLESS CHAIR	2		
	<i>CM</i> w x d x h	<b>83x95x100</b>			
	<b>EHB</b>	** 1.25RAF BATTERY ELEC	1		
	<i>CM</i> w x d x h	<b>102x95-154x100</b>			
	<b>EHE</b>	** 1.25RAF RC ELE	1		
	<i>CM</i> w x d x h	<b>102x95-154x100</b>			
	<b>EQ</b>	1.25 SEAT ARMLESS CHAIR	1		
	<i>CM</i> w x d x h	<b>75x95x100</b>			

Please Note: Dimensions quoted on this document are approximate and may vary slightly from the actual product  
All diagrams on the sheet are only provided as an approximate representation of the footprint of the lounge and are in no way intended to represent the actual shape of the lounge.

\*\* Electric recliners require 240v mains power

Image	Code Ending	Configuration	Seats	A Ancona Fabric	U Urban Fabric
	<b>EQB</b>	** 1.25 ARMLESS BAT-ELE	1		
	<i>CM</i> w x d x h	<b>75x95-154x100</b>			
	<b>EQE</b>	** 1.25 SEAT ARMLESS MOT-ELEC	1		
	<i>CM</i> w x d x h	<b>75x95-154x100</b>			
	<b>ER</b>	** ELECTRIC RECLINER CHAIR	1		
	<i>CM</i> w x d x h	<b>117x95-154x100</b>			
	<b>QBB</b>	** 1.5 LAF RC ELE-BATTERY	2		
	<i>CM</i> w x d x h	<b>110x95-154x100</b>			
	<b>QBP</b>	** 1.5 RAF RC ELE-BATTERY	2		
	<i>CM</i> w x d x h	<b>110x95-154x100</b>			
	<b>QE</b>	** 2 SEATER WITH 2 ELECTRIC RECLINERS	2		
	<i>CM</i> w x d x h	<b>176x95-154x100</b>			
	<b>QEB</b>	** 2 SEATER WITH 2 BATT-ELEC RECLINERS	2		
	<i>CM</i> w x d x h	<b>176x95-154x100</b>			
	<b>QOP</b>	** 1.5LAF RC ELE	2		
	<i>CM</i> w x d x h	<b>110x95-154x100</b>			
	<b>QPP</b>	** 1.5RAF RC ELE	2		
	<i>CM</i> w x d x h	<b>110x95-154x100</b>			
	<b>W</b>	CHAISE LAF	2		
	<i>CM</i> w x d x h	<b>103x157x100</b>			
	<b>WA</b>	CHAISE RAF	2		
	<i>CM</i> w x d x h	<b>103x157x100</b>			

Please Note: Dimensions quoted on this document are approximate and may vary slightly from the actual product  
All diagrams on the sheet are only provided as an approximate representation of the footprint of the lounge and are in no way intended to represent the actual shape of the lounge.

\*\* Electric recliners require 240v mains power

**Model Name: BENITO**

**Construction**

**Additional Comments**

COVER TYPE: FABRIC  
COVER DESCRIPTION & OPTIONS:  
CAT U - Urban Fabric  
CAT A - Ancona Fabric  
SEAT: No-sag Spring  
SEAT CUSHION: High Density Foam D/38S + D/29  
BACK REST: No-sag Spring + Rubber Webbing  
BACK REST CUSHION: D/22 + Loose Fibre  
FRAME: Hardwood  
LEGS: Chrome

Please see photo of ARMCHAIR below for reference.

