








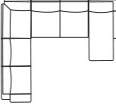




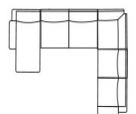
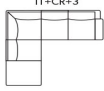
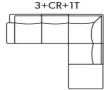


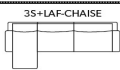
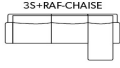




Image	Code Ending	Configuration	Seats	K Vintage	N Performance	M Performance
 SQ CR	++	SQUARE CORNER	2			
	CM w x d x h	115x115x77-96				
 AC	1	ARMCHAIR	1			
	CM w x d x h	94x103x77-96				
 2S	2	2 SEATER	2			
	CM w x d x h	157x103x77-96				
 3S	3	3 SEATER	3			
	CM w x d x h	197x103x77-96				
 2.5S	4	2.5 SEATER	3			
	CM w x d x h	177x103x77-96				
 OTTO	D	OTTOMAN	1			
	CM w x d x h	115x75x44				
 3NA (2 seats)	EF	3ARMLESS CHAIR	3			
	CM w x d x h	167x103x77-96				
 1.5NA	EH	1.5 SEAT ARMLESS CHAIR	2			
	CM w x d x h	85x103x77-96				
 FOOTSTOOL	FS	FOOTSTOOL	1			
	CM w x d x h	75x55x44				
 1.5LAF+1.5+C+3+RAF-CHAISE	LQQ	1.5LAF +1.5NA +C + 3NA+ RAF-CHASE	10			
	CM w x d x h	381x299x77-96				
 RIGHT TERMINAL CORNER	N	RIGHT TERMINAL CORNER	3			
	CM w x d x h	208x115x77-96				
 LEFT TERMINAL CORNER	NA	LEFT TERMINAL CORNER	3			
	CM w x d x h	208x115x77-96				

Please Note: Dimensions quoted on this document are approximate and may vary slightly from the actual product
All diagrams on the sheet are only provided as an approximate representation of the footprint of the lounge and are in no way intended to represent the actual shape of the lounge.

Image	Code Ending	Configuration	Seats	K Vintage	N Performance	M Performance
 1.5LAF	QO	1.5 SEATER LAF	2			
	<i>CM</i> <i>w x d x h</i> 99x103x77-96					
 1.5RAF	QP	1.5 SEATER RAF	2			
	<i>CM</i> <i>w x d x h</i> 99x103x77-96					
 LAF-CHAISE+3+C+1.5+1.5RAF	QQL	LAF-CHAISE + 3NA + C + 1.5NA + 1.5 RAF	10			
	<i>CM</i> <i>w x d x h</i> 381x299x77-96					
 1T+CR+3	TC	1TLAF+CR+3RAF	6			
	<i>CM</i> <i>w x d x h</i> 298x208x77-96					
 3+CR+1T	TE	3LAF+CR+1TRAF	6			
	<i>CM</i> <i>w x d x h</i> 298x208x77-96					
 CHLAF	W	CHAISE LAF	2			
	<i>CM</i> <i>w x d x h</i> 99x171x77-96					
 CHRAF	WA	CHAISE RAF	2			
	<i>CM</i> <i>w x d x h</i> 99x171x77-96					
 3S+LAF-CHAISE	WXB	3 SEAT + LAF CHAISE	5			
	<i>CM</i> <i>w x d x h</i> 282x171x77-96					
 3S+RAF-CHAISE	WXC	3 SEAT + RAF CHAISE	5			
	<i>CM</i> <i>w x d x h</i> 282x171x77-96					
 3RAF (2seats)	XB	3SRAF	3			
	<i>CM</i> <i>w x d x h</i> 183x103x77-96					
 3LAF (2seats)	XC	3SLAF	3			
	<i>CM</i> <i>w x d x h</i> 183x103x77-96					

Please Note: Dimensions quoted on this document are approximate and may vary slightly from the actual product
All diagrams on the sheet are only provided as an approximate representation of the footprint of the lounge and are in no way intended to represent the actual shape of the lounge.

Model Name: ANIKA

Construction

COVER TYPE: LEATHER
COVER DESCRIPTION:
CAT M = Performance Leather
CAT N = Performance Leather
CAT K = Vintage Leather
FRAME: Timber Frame
BACK CUSHION: Foam + Fiber
SEAT CUSHION: Foam + Fiber
BASE SUSPENSION: Webbing + Spring
LEG: Timber Leg

Additional Comments

Please see below photo of different configurations for reference.

PLEASE TAKE NOTE - for the TERMINAL piece, there is a small "join/button" on the seat face. This is apart of the design, which is not shown on the CHAISE piece, only is on the TERMINAL piece.

